

MTC-CBT-70T Bolt-On Transformer Module for CBT 70 Models

Professional Series

Key Features:

- ▶ Adapts the CBT 70J-1 (and 70JE-1) for Use on Distributed Speaker Lines
- ▶ 120W, 60W, 30W for 70V or 100V (plus 15W for 70V)
- ▶ Bolts onto Back of CBT 70J-1 or 70JE-1 Speaker
- ▶ Gland Nuts Provide Water Tight Seal

Applications:

MTC-CBT-70T is a bolt-on transformer module to adapt CBT 70J-1 and CBT 70JE-1 (and CBT 70J-1/JE-1 arrays) for use on distributed loudspeaker lines. It allows long cable runs and multiple speakers to be driven from a single distributed system amplifier channel.

Transformer taps include 120W, 60W, and 30W for 70V and 100V distributed lines, plus 15W for 70V only.


Connections are made via customer-supplied cable to screw-down terminals inside the enclosure. Two gland nuts are provided – one for the cable into the enclosure from the amplifier and one for the cable from the enclosed terminal strip to the input terminal of the loudspeaker. The gland nuts form a water-tight seal when used with round jacketed cable with outside diameter between 4.0 mm (0.16 in) and 9.0 mm (0.36 in).

The tap selection is made via the terminal connection of the cable from the power amplifier to the appropriate terminals on the internal terminal strip.

Mounting holes are provided that fit via two 6 mm screws to any of the two side-by-side insert points on the back of the CBT 70J-1 or CBT 70JE-1 cabinet.

Note that MTC-CBT-70T extends 86 mm (3.4 in) from the back of the CBT cabinet.

Available in black or white (-WH).



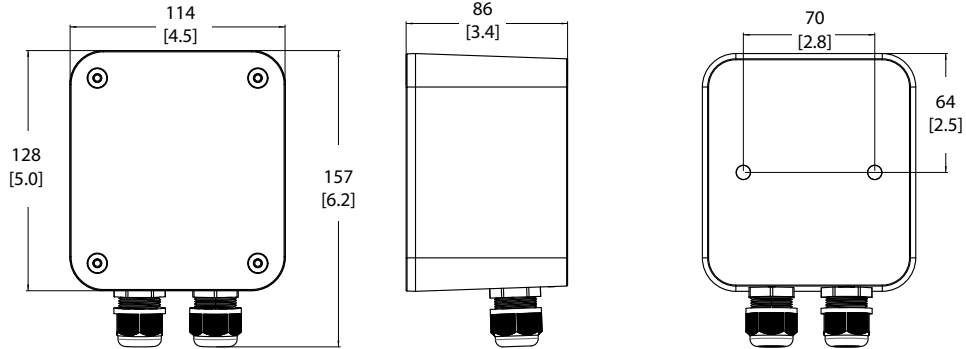
Specifications:

Transformer Taps:	120W, 60W, 30W (and 15W at 70V only)
Connection:	CE-compliant barrier strip terminals. Terminals accept up to 8 mm outside 4 mm inside open-lug (#6 or #8) plus bare wire up to 2.5 mm ² (12 AWG).
TERMINALS:	
Terminal 1 =	Common (<i>black wire from transformer</i>)
Terminal 2 =	120W @ 70V, N/C @ 100V (<i>orange wire from transformer</i>)
Terminal 3 =	60W @ 70V, 120W@100V (<i>purple wire from transformer</i>)
Terminal 4 =	30W @ 70V, 60W @ 100V (<i>blue wire from transformer</i>)
Terminal 5 =	15W @ 70V, 30W @ 100V (<i>white wire from transformer</i>)
Terminal 6 =	N/C (no wire from transformer)
Terminal 7 =	+ Output to loudspeaker + terminal (<i>yellow wire from transformer</i>)
Terminal 8 =	- Output to loudspeaker - terminal (<i>green wire from transformer</i>)
Maximum Insertion Loss =	Less than 1 dB at any tap.
Gland Nuts:	Two total. One gland nut by the transformer selection terminals for cable from amplifier and one gland nut by the transformer secondary terminals (green and yellow wires) for output to speaker terminals. It is recommended to orient gland nuts toward bottom of enclosure. Watertight seal requires round jacketed cable with outside diameter between 4.0 mm (0.16 in) and 9.0 mm (0.36 in).
Mounting to Speaker Cabinet:	Two holes in the back of the enclosure 70 mm (2.75 in) apart. Insert included 6 mm screw from inside MTC-CBT-70T enclosure, using 1 flat washer and 1 lock washer, into the side-by-side M6 insert points on the back of the CBT70J-1 or CBT70JE-1 cabinet.
Enclosure Material:	Fiberglass filled ABS.
Environmental Capability:	IP-55 rated, per IEC529. UV, moisture and salt-spray resistant.
Agency Rating:	Transformer UL registered per UL1876, Isolating Signal and Feedback Transformers for Use in Electronic Equipment.
Dimensions (H x W x D):	157 x 114 x 86 mm (6.2 x 4.5 x 3.4 in) including gland nuts. 128 mm (5.0 in) enclosure height for enclosure only.
Net Weight:	1.13 kgs (2.5 lbs)
Shipping Weight:	1.36 kgs (3.0 lbs)
Included Accessories:	Two 6 mm (x 15mm length x 1.0 thread pitch) bolts, flat washers & lock washers

JBL continually engages in research related to product improvement. Some materials, production methods and design refinements are introduced into existing products without notice as a routine expression of that philosophy. For this reason, any current JBL product may differ in some respect from its published description, but will always equal or exceed the original design specifications unless otherwise stated.

► MTC-CBT-70T Bolt-On Transformer Module for CBT 70 Models

Dimensions

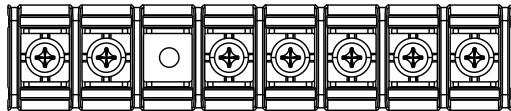


Wiring Diagram

CONNECTION:

Transformer Wire Color Code

Green	Yellow	(none)	White	Blue	Purple	Orange	Black
(-)	(+)	N/C	30W	60W	120W	NC	COM(-) ← 100V
			15W	30W	60W	120W	COM(-) ← 70V



Connect "-" to COM
and "+" to
proper input tap.



**Out to
CBT Input
Terminals**



**In from
70V/100V
Amplifier**

Mounting onto Speaker



Shown mounted to top insert points of CBT 70J-1.



JBL Professional
8500 Balboa Boulevard, P.O. Box 2200
Northridge, California 91329 U.S.A.

© Copyright 2013 JBL Professional
www.jblpro.com

SS MTC-CBT-70T
CRP
01/13